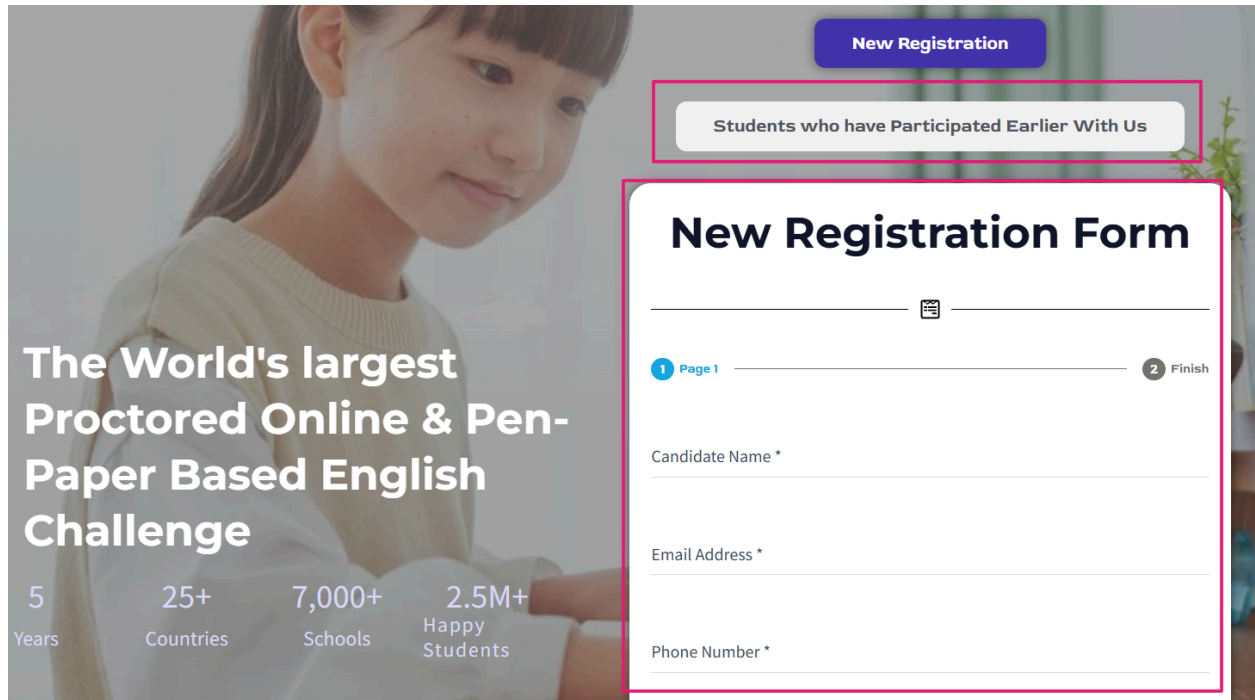


How to Create Exam Account for World English Championship

Step 1: Please Visit the Website: <https://worldenglishchampionship.com/> and Fill in details in the New Registration Form.

If you have participated earlier with us then click on the white button below 'students who have participated earlier with us', once the form is submitted our team will automatically reset your account to the new exam date and grade.



The screenshot displays the website for the World English Championship. On the left, a young girl is featured with the text "The World's largest Proctored Online & Pen-Paper Based English Challenge". Below this, statistics are listed: 5 Years, 25+ Countries, 7,000+ Schools, and 2.5M+ Happy Students. On the right, a "New Registration" button is visible. Below it, a white button labeled "Students who have Participated Earlier With Us" is highlighted with a pink border. The "New Registration Form" is also highlighted with a pink border. It includes a progress bar with "Page 1" and "Finish" markers, and input fields for "Candidate Name *", "Email Address *", and "Phone Number *".

New Registration

Students who have Participated Earlier With Us

New Registration Form

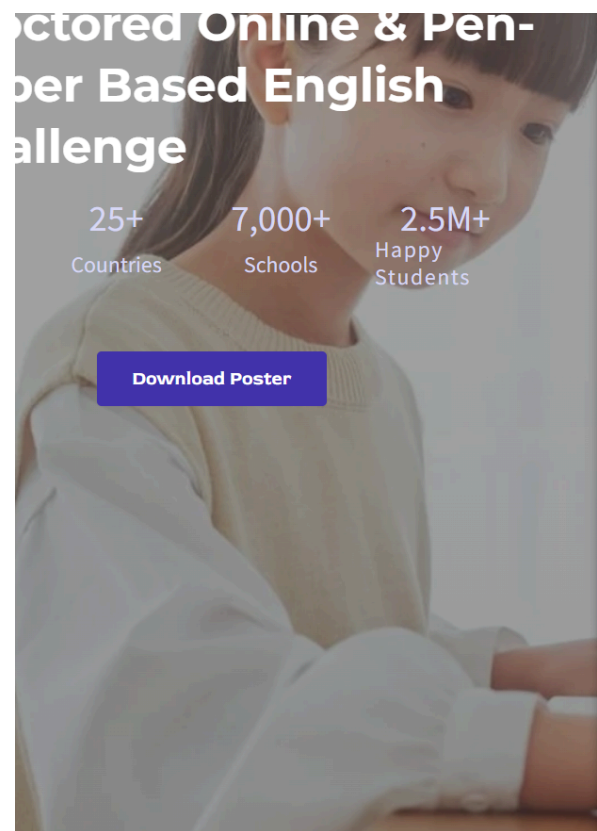
1 Page 1 2 Finish

Candidate Name *

Email Address *

Phone Number *

Pay the Fee by clicking on Pay US\$15 Button



Candidate Name *

Email Address *

Phone Number *

Select Grade

Select Class



Select Date

Exam Date



Pay Registration Fee Here

Pay US\$15

Upload Your Payment Receipt *

Choose File

No file chosen



Sign in to your candidate account
World English Foundation

Email / Username

Next

[Forgot Password?](#)

OR

Create New Account

Please contact contact@worldenglishchampionship.com in
case of any query.

Fill the form very carefully especially when choosing the 'Group' so not only you choose the correct grade but also the correct date.

While putting in email id, please ensure you use a generic gmail or yahoo account and not school email id as many times their server blocks external emails. If the email id you have put is fine then you will get a 'Username Available' message below it and you can then proceed to create a password.

While creating password please ensure you don't use your name or child name and it must be between 8-20 characters, there should be one uppercase, one lowercase, one number and 1 special character in your password, a sample can be 'H@1ey123'

Also please ensure you put the correct and full name of your school alongwith School Branch(if any)

Select

Grade 1 15 September 2025

Grade 1 19 October 2025

Grade 1 30 September 2025

Grade 10 15 September 2025

Grade 10 19 October 2025

Grade 10 30 September 2025

Grade 11 15 September 2025

Grade 11 19 October 2025

Grade 11 30 September 2025

Grade 12 15 September 2025

Grade 12 19 October 2025

Grade 12 30 September 2025

Grade 2 15 September 2025

Grade 2 19 October 2025

Grade 2 30 September 2025

Grade 3 15 September 2025

Grade 3 19 October 2025

Grade 3 30 September 2025

Grade 4 15 September 2025

Select

Page 2 can give a parent assisted exam, where
at answer and with submission of exams, however
myself/herself.

or Fill in the blanks format.

an one correct answer, opting for any of the correct

is via feedback form at the end of the exam. We
you have opted for it.

Last Name *

New Password *

.....

?

Mobile *

City *

Country *

School *

Date of Birth *

dd - mm - yyyy

First Name *

Danielle

At least one lowercase alphabet [a-z]
At least one uppercase alphabet [A-Z]
At least one numeric digit [0-9]
At least one special character ['@', '\$', '#', '!', '&', '^']
Total length must be 8 to 20 characters

Email / Username *

New Password *

Minimum 8 characters



First Name *

Danielle

Last Name *

Campbell

Email / Username *

danielle@gmail.com

Username available

New Password *

H@1ley123



Group *

Grade 1 31st July 2025



Mobile *

1234567

City *

Dubai

State *

Dubai

Country *

United Arab Emirates

Parent Name *

Martha Campbell

School *

Gems Wellington International Scho

Enter Image Text

78E323

78E323



Create my account

Step 3: Once you will submit the form, you will get a verification code over your email, put that code, verify and finish.

Once done, you will be automatically redirected to your exam dashboard.

Click on 'Upcoming Exam' in your Exam Dashboard to appear for your mock test or main exam.


You can check the results under the 'Exam History' Tab. Mock Test result is available immediately however the main exam result will be available later on once all round of exams are over.

You will also get a registration confirmation mail over your email carrying the link to dashboard and your username/email id. To login to your exam account in future, simply click on 'url' given in this email and put your username and password you have created.

Verify your email address



Enter Verification Code

We've sent a verification code to 

[Resend](#)

Verify & Finish



to me ▾

Hello Danielle Campbell,

Your verification code is **06581**

Thank you for your registration.

Verify your email address



Enter Verification Code

06581|

We've sent a verification code to  [Resend](#)

Verify & Finish

Exam ID	Exam Name	Duration	Questions	Q Search
190	Grade 9 30 September 2025	01:00	60	30 Sep 2025 12:01 AM

to me ▾



Hi Danielle Campbell,

This email confirms that you've successfully created an account with World Maths Foundation.

URL: https://www.legis.wa.gov/bills/2022/2022_1st/Bills_2022/2022_1st_Bills_2022.htm

Username: [REDACTED]

Please contact us if you need assistance.

Sincerely,